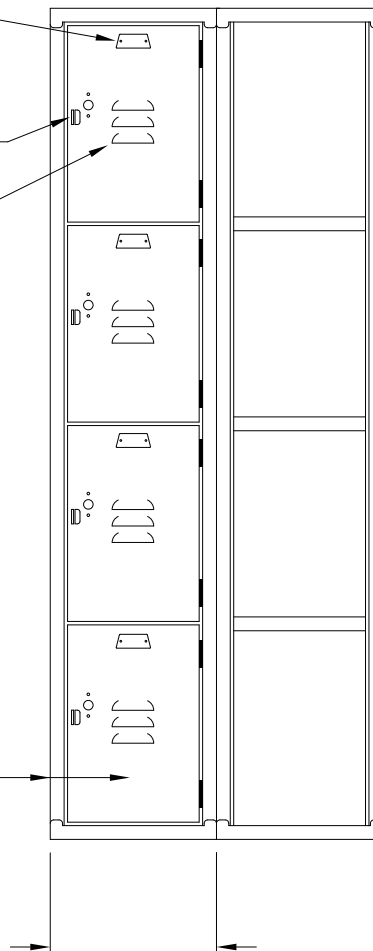


ALUMINUM NO. PLATE

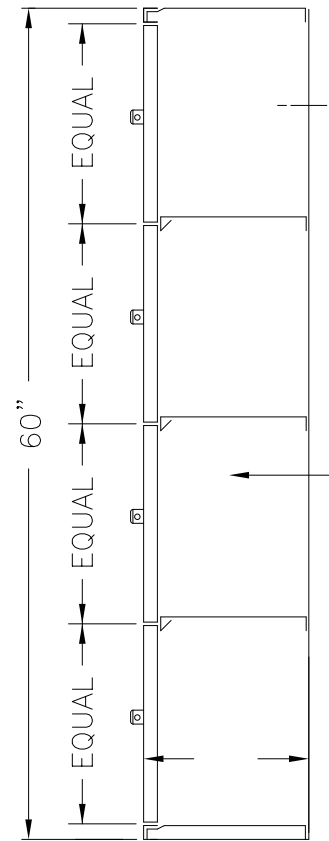
PADLOCK STAPLE/DOOR PULL
W/ LOCK HOLE COVER PLATE

THREE LOUVERS @ BOTTOM
EA. DOOR

18GA. DOOR ON 12" WIDE
16GA. DOOR ON 15" WIDE
16GA. FRAME ASS'Y.



ELEVATION



24GA. BODY &
TIER HEADS

SECTION @ WALL

60" HIGH FOUR TIER VANGUARD KNOCKDOWN LOCKER

TYPICAL FOR 12" & 15" WIDE, ALLOW 1/16" CREEPAGE PER FRAME
TYPICAL FOR 12", 15", 18", & 21" DEEP

This drawing shows a standard Penco Product. Any modifications to the product must be approved by Penco Engineering. 8/6/2001

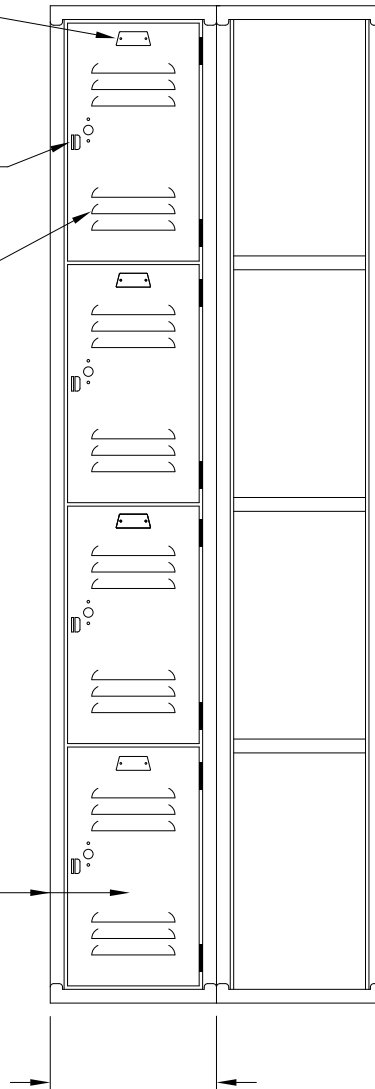


ALUMINUM NO. PLATE

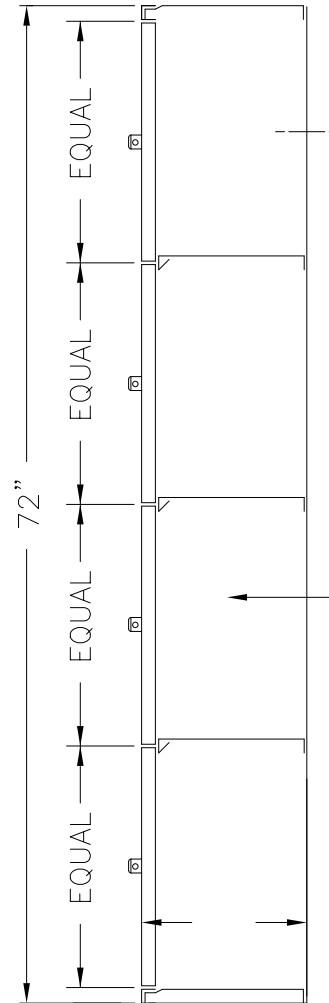
PADLOCK STAPLE/DOOR PULL
W/ LOCK HOLE COVER PLATE

THREE LOUVERS @ TOP &
BOTTOM EA. DOOR

18GA. DOOR ON 12" WIDE
16GA. DOOR ON 15" WIDE
16GA. FRAME ASS'Y.



ELEVATION



SECTION @ WALL

24GA. BODY &
TIER HEADS

72" HIGH FOUR TIER VANGUARD KNOCKDOWN LOCKER

TYPICAL FOR 12" & 15" WIDE, ALLOW 1/16" CREEPAGE PER FRAME
TYPICAL FOR 12", 15", 18", & 21" DEEP

This drawing shows a standard Penco Product. Any modifications to the product must be approved by Penco Engineering. 8/6/2001

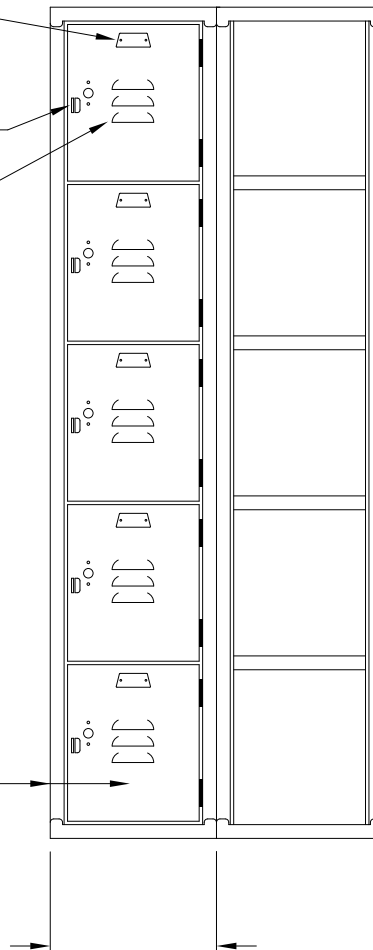


ALUMINUM NO. PLATE

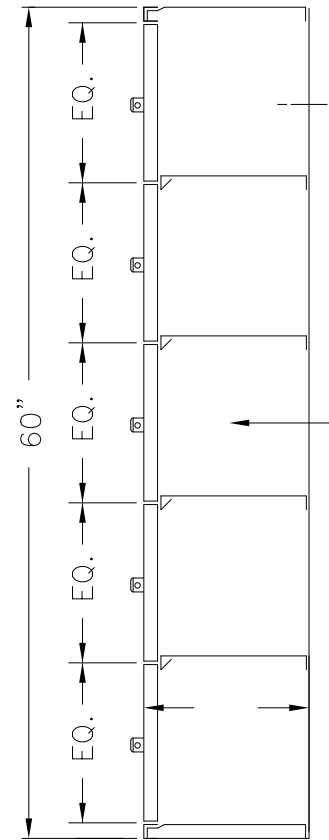
PADLOCK STAPLE/DOOR PULL
W/ LOCK HOLE COVER PLATE

THREE LOUVERS EA. DOOR

18GA. DOOR ON 12" WIDE
16GA. DOOR ON 15" WIDE
16GA. FRAME ASS'Y.



ELEVATION



24GA. BODY &
TIER HEADS

SECTION @ WALL

60" HIGH FIVE TIER VANGUARD KNOCKDOWN LOCKER

TYPICAL FOR 12" & 15" WIDE, ALLOW 1/16" CREEPAGE PER FRAME
TYPICAL FOR 12", 15", 18", & 21" DEEP

This drawing shows a standard Penco Product. Any modifications to the product must be approved by Penco Engineering. 8/6/2001



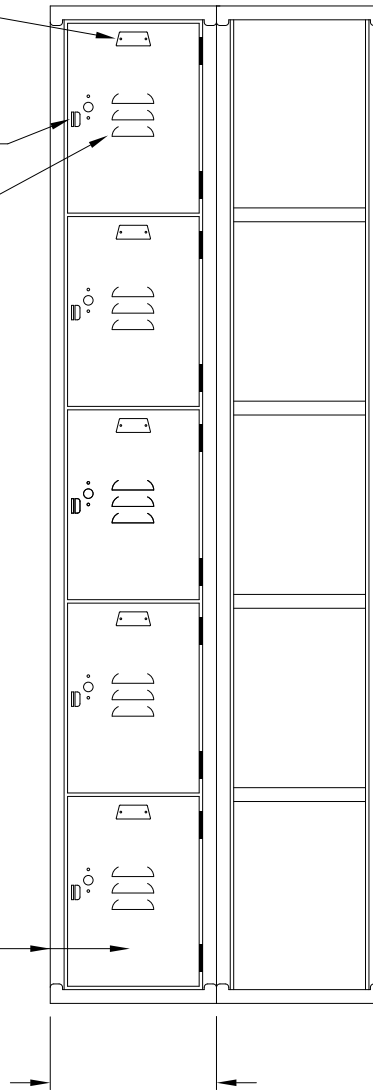
121260V5T.dwg

ALUMINUM NO. PLATE

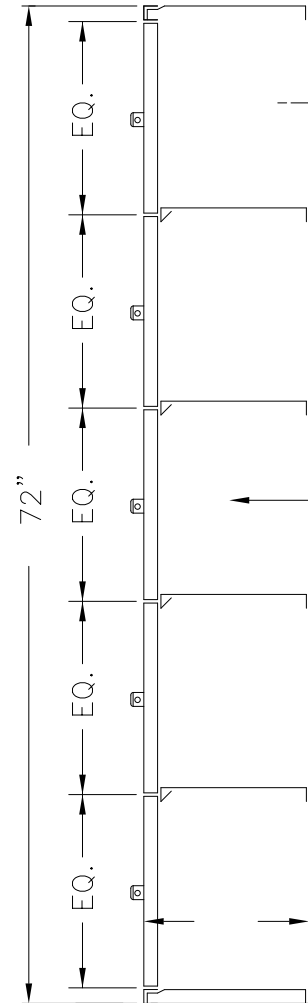
PADLOCK STAPLE/DOOR PULL
W/ LOCK HOLE COVER PLATE

THREE LOUVERS EA. DOOR

18GA. DOOR ON 12" WIDE
16GA. DOOR ON 15" WIDE
16GA. FRAME ASS'Y.



ELEVATION



24GA. BODY &
TIER HEADS

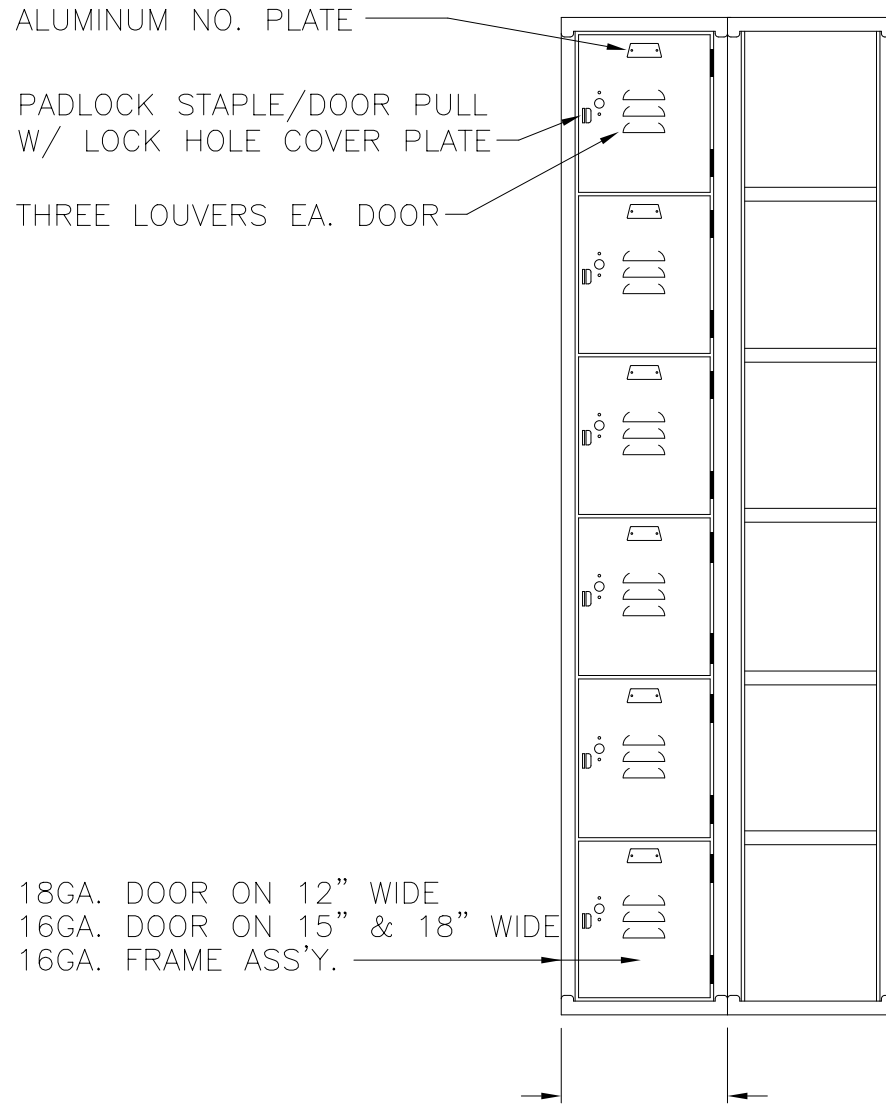
SECTION @ WALL

72" HIGH FIVE TIER VANGUARD KNOCKDOWN LOCKER

TYPICAL FOR 12" & 15" WIDE, ALLOW 1/16" CREEPAGE PER FRAME
TYPICAL FOR 12", 15", 18", & 21" DEEP

This drawing shows a standard Penco Product. Any modifications to the product must be approved by Penco Engineering. 8/6/2001



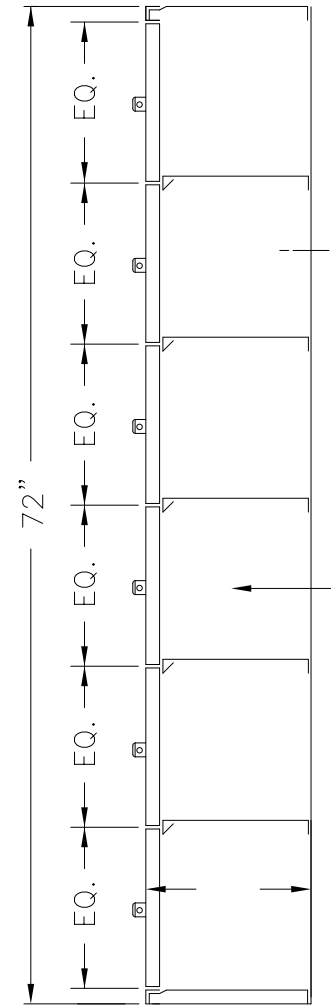


ALUMINUM NO. PLATE

PADLOCK STAPLE/DOOR PULL
W/ LOCK HOLE COVER PLATE

THREE LOUVERS EA. DOOR

18GA. DOOR ON 12" WIDE
16GA. DOOR ON 15" & 18" WIDE
16GA. FRAME ASS'Y.



24GA. BODY &
TIER HEADS

ELEVATION

SECTION @ WALL

72" HIGH SIX TIER VANGUARD KNOCKDOWN LOCKER

TYPICAL FOR 12", 15", & 18" WIDE, ALLOW 1/16" CREEPAGE PER FRAME

TYPICAL FOR 12", 15", 18", & 21" DEEP

This drawing shows a standard Penco Product. Any modifications to the product must be approved by Penco Engineering. 8/6/2001

